


HOW IT **WORKS**

Quick Guide To Asphalt Production





HOW IT WORKS

Making asphalt pavement is like baking a cake. Measure all the right ingredients, mix them up and heat them for the final product. It starts with a mixture of sand and small and large rocks. Next, asphalt cement is heated and combined with the rocks. The pavement material must be kept pliable for proper installation, so asphalt facilities must be located near paving sites.



IT STARTS WITH ROCKS

Rocks and RAP (Recycled Asphalt Pavement) are sorted in bins and dropped in specified amounts onto conveyors.




THE ROCK IS HEATED

The conveyors carry the sorted rocks to the drum, where it is heated and dried.



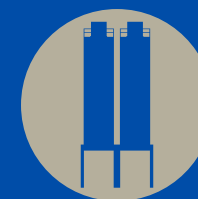
THE AIR IS FILTERED

The baghouse filters dust from the airflow. Clean air and steam are released into the atmosphere and the separated dust is recycled back into the mix.



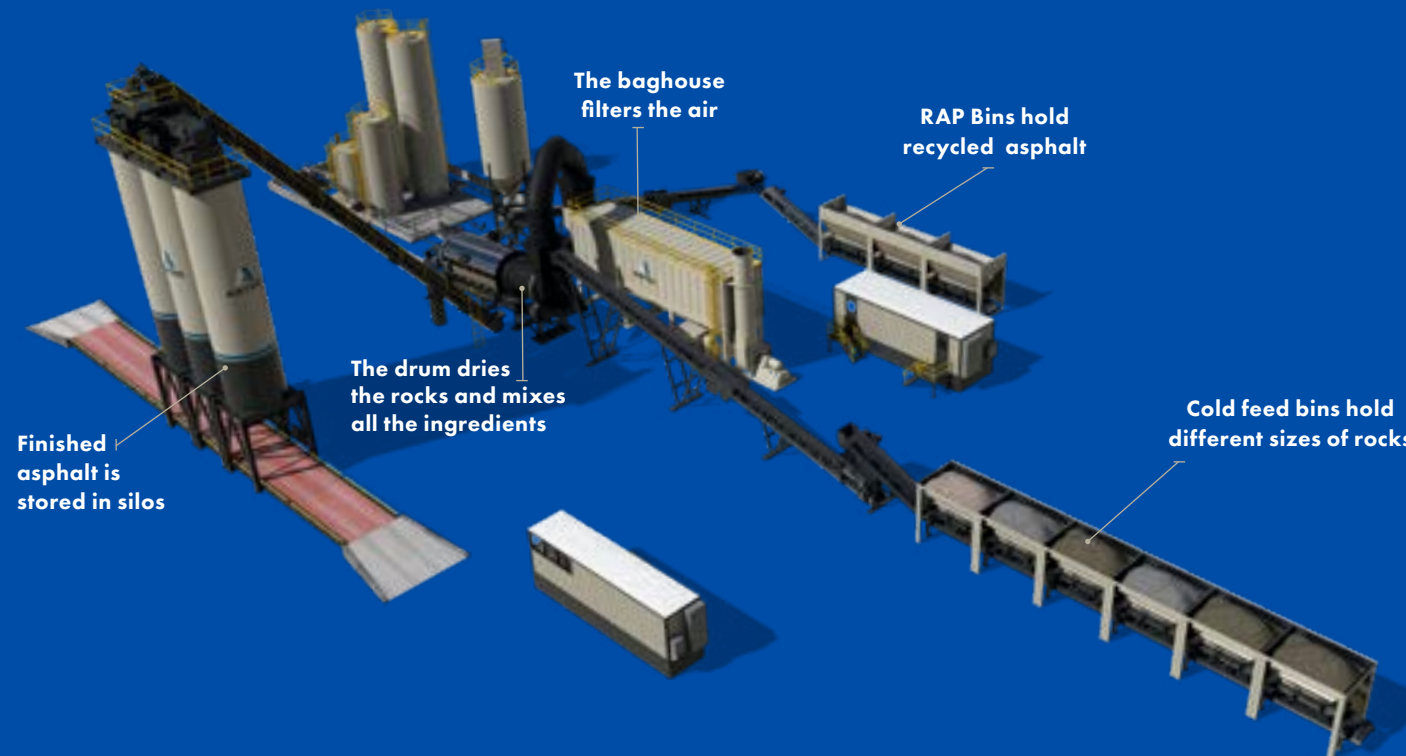
IT'S MIXED TOGETHER

The heated and dried rocks mixed with the RAP and dust. Asphaltic cement is added to hold it all together.



FINISHED ASPHALT FOR PAVEMENT

The final mix exits the drum onto a drag conveyor into a silo for storage until it can be dropped by weight into trucks. Trucks will deliver the mix to the paving site.



THE BREAKDOWN




COLD FEED AND RAP BINS

Bins hold rock and RAP, which have been sorted by size and type, before measuring them onto a conveyor.



CONVEYORS

Transfers rock and RAP to specific components of the plant.



ASPHALTIC CEMENT TANKS

Specially designed tanks heat and store the asphaltic cement until it is ready to be mixed with the rock and RAP.



DRYING/MIXING DRUM

It all comes together in the drum. Rock is heated and dried then mixed with RAP and asphaltic cement to make asphalt paving mix.



BAGHOUSE

Efficiently removes particulates from the exhaust stream.



SILO

Maintains the quality of the finished asphalt paving mix until it is loaded into trucks and transported to a paving site.